



SCAN HERE TO
DOWNLOAD

The JCB Tools logo, featuring the letters "JCB" in a large, bold, white font with a small yellow square containing a black "T" to the left. Below "JCB" is the word "TOOLS" in a smaller, white, sans-serif font. The entire logo is contained within a yellow-bordered black rectangle.

JCB
TOOLS

**MADE FOR
HARD WORK.**

WWW.JCB-TOOLS.COM

MADE FOR HARD WORK

MADE FOR HARD WORK



MADE FOR HARD WORK.

DESIGNED FOR LONG LASTING PERFORMANCE, JCB TOOLS
ARE ENGINEERED TO WORK AS HARD AS YOU DO - WEEK IN, WEEK OUT.



The JCB Tools range has been designed to meet the demands of the trade by ensuring high quality manufacturing technology and materials are used throughout the range. As part of the JCB family, JCB Tools continually innovate to get the job done better, with quality that won't let you down.

CONTENTS

E-TECH BATTERIES AND CHARGERS – POWER AND FLEXIBILITY	04 - 05
18V BRUSHLESS MOTORS	06 - 07
CORDLESS	08 - 17
CORDED	18 - 23
LIGHT CONSTRUCTION	24 - 27
BENCHTOP	28 - 31
STORAGE	32 - 37
ACCESSORIES	38 - 43
HAND TOOLS	44 - 49
CONTRACTOR & LANDSCAPING TOOLS	50 - 61
AUTOMOTIVE	62 - 81
PORTABLE POWER PRODUCTS	82 - 87

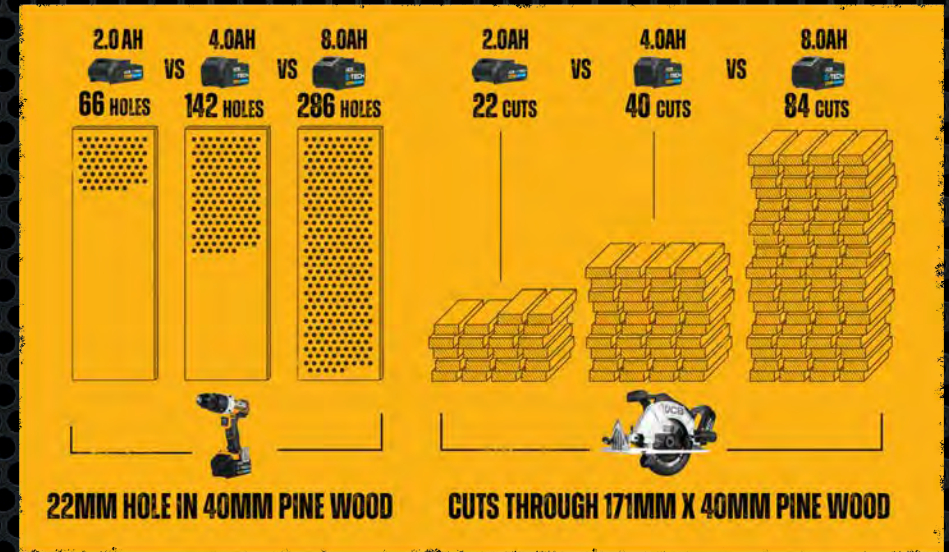
MADE FOR HARD WORK

MADE FOR HARD WORK

E-TECH BATTERIES AND CHARGERS - POWER AND FLEXIBILITY

THE LATEST LITHIUM-ION 'E-TECH' BATTERIES HAVE A LONGER RUN TIME AND COOLING TECHNOLOGY, SO THEY DON'T OVERHEAT, GIVING UP TO 50% LONGER RUN TIMES*.

*Compared to previous 4.0Ah Li-Ion battery



POWERED BY

JCB E-TECH

- UP TO 50% LONGER RUNTIME*
- COOLING TECHNOLOGY
- INCREASED POWER
- BUILT TO LAST

*Compared to previous 4.0Ah Li-Ion battery



JCB LI-ION BATTERIES MEET THE HIGHEST SAFETY SPECIFICATION, INCLUDING:

- Over charging protection
- High and low temperature protection
- Over load protection
- Over current protection
- Short circuit protection
- Cell capacity balance protection
- Pre charging function
- Defective indication

18V BRUSHLESS MOTORS

The range includes advanced brushless motor technology providing an extra 25% more power, 50% longer run time and extended motor life. By eliminating the need for carbon brushes, the energy normally lost to friction and resulting heat build-up goes into delivering higher performance and greater long term efficiency.

5X LONGER MOTOR LIFE

Brushless motors have fewer wearable parts resulting in increased motor life.























































25% MORE POWER

Fewer moving parts result in a quiet motor that never needs maintenance. The reduced friction enables a better use of available energy from the battery pack as there is no resistance from brushes.

50% MORE RUN TIME

Carbon brush resistance is eliminated, so less battery energy is wasted. The efficiency of a brushless motor results in a greater run time from each charge.

ICONS GUIDE

 2 SPEED GEARBOX	 3 FUNCTION	 BRUSHLESS MOTOR	 65Nm TORQUE	 LED LIGHT	 ACCESSORIES INCLUDED	 VARIABLE SPEED	 OVERLOAD PROTECTION	 45Nm TORQUE
 2 FUNCTION	 QUICK CHANGE	 180Nm TORQUE	 IMPACT ENERGY	 SDS PLUS®	 4 FUNCTION	 220 lm LUMENS	 ADJUSTABLE HEAD	 HANGING HOOK
 165MM BLADE	 MAX CUTTING	 AL GUARD	 ADJUSTABLE METAL BASE	 TOOL FREE BLADE CHANGE	 4 PENDULUM SETTINGS	 ADJUSTABLE METAL BASE	 DUAL DUST BLOWER	 MI4 SPINDLE
 ADJUSTABLE SHOE	 3° OSCILLATION ANGLE	 MULTI FUNCTIONS	 ANTI VIBRATION	 115MM/4.5" DISC	 3 POSITION HANDLE	 ANTI VIBRATION SIDE HANDLE	 SDS MAX	 ADJUSTABLE GUARD
 KEYLESS LOCKING CHUCK	 550W MOTOR	 LOCK ON SWITCH	 +45° -145° MITRE	 CASE INCLUDED	 INTER-CHANGEABLE CHUCK	 MOTOR POWER 1.8KW / 2.5HP	 VARIABLE TEMP	 AIR FLOW
 0°-45° BEVEL	 LASER GUIDE	 PUNCTURE PROOF TYRE (SOLID)	 125MM/5" SANDING PAD	 HOOK AND LOOP	 DUST BAG	 OIL LUBRICATING	 AIR RECEIVER SOLTR	 AIR DISPLACEMENT 257 L/MIN

POWERED BY

JCB E-TECH

CORDLESS, MADE FOR HARD WORK

CORDLESS.

THE JCB 18V CORDLESS RANGE IS FUELLED BY THE E-TECH BATTERY WHICH DELIVERS COMPACT, HIGH-CAPACITY POWER WITH LONG RUN-TIMES AND DURABILITY BUILT IN.

18V COMBI DRILL BRUSHLESS

21-18BLCD-B



- 2-Speed variable gearbox
- Drilling, screwdriving and hammer functions
- 20+3 position adjustable torque control
- Trigger switch with locking option for controlled application
- Includes 50mm double ended screwdriver bit and belt clip

18V COMBI DRILL

21-18CD-B



- 2-Speed variable gearbox
- Drilling, screwdriving and hammer functions
- 16+3 position adjustable torque control
- Trigger switch with locking option for controlled application
- Includes 50mm double ended screwdriver bit and belt clip

18V DRILL DRIVER BRUSHLESS

21-18BLDD-B



- 2-Speed variable gearbox
- Drilling and screwdriving functions
- 19+1 position adjustable torque control
- Trigger switch with locking option for controlled application
- Includes 50mm double ended screwdriver bit and belt clip

18V DRILL DRIVER

21-18DD-B



- 2-Speed variable gearbox
- Drilling and screwdriving functions
- 19+1 position adjustable torque control
- Trigger switch with locking option for controlled application
- Includes 50mm double ended screwdriver bit and belt clip

18V IMPACT DRIVER BRUSHLESS

21-18BLID-B



- Powerful 180Nm torque with variable speed up to 2200/min
- 1/4" Hex quick change chuck
- Built in LED for improved visibility
- Ergonomic design with rubber grip overmould
- Impact rate of 0-3,300bpm



18V IMPACT DRIVER

21-18ID-B

- Powerful 150Nm torque with variable speed up to 2000/min
- 1/4" Hex quick change chuck
- Built in LED for improved visibility
- Ergonomic design with rubber grip overmould
- Impact rate of 0-3,000bpm



18V ROTARY HAMMER DRILL BRUSHLESS

21-18BLRH-B

- Powerful 4-mode Brushless SDS Plus® Rotary Hammer Drill
- Ideal for drilling into concrete, brick and masonry
- Multi-positional side handle for operational convenience
- Ergonomic design with rubber grip overmould
- Includes 4 x SDS Plus® drill bits (6,8,10,12mm) an SDS Plus® chuck and a keyless 13mm chuck



18V ANGLE GRINDER

21-18AG-B

- Ideal tool for cutting and grinding metal, stone and paving
- 3 position anti-vibration side handle
- Aluminium casing for enhanced heat distribution resulting in greater durability
- Tool-free guard adjustment and spindle lock button
- Includes 1 x 115mm grinding disc



18V CIRCULAR SAW

21-18CS-B


- Adjustable aluminium base plate for bevel cuts up to 45°
- 3650/min no load speed for fast and accurate cutting
- Ideal for lightweight sawing applications
- Includes a 165mm diameter, 24 tooth carbide tipped blade



18V JIGSAW

21-18JS-B

- Tool-free blade change for convenience
- 4-Stage pendulum for use on a variety of different materials
- Solid base plate incorporating a lever operated quick-change bevelling capability
- Dust extraction (with adaptor)
- Includes 1 x wood and 1 x metal blade



18V RECIPROCATING SAW

21-18RS-B



- Ideal for cutting metal, wood, plastic and much more
- Adjustable position foot plate which gives flexibility of cutting depth
- Tool-free blade change system gives speed and ease of blade change
- Safety interlock trigger for added safety
- Includes 1 wood (230mm 6T) and 1 metal (150mm 24T) cutting blades

18V MULTI-TOOL

21-18MT-B



- Ideal for cutting, sawing, scraping, grinding, sanding and more
- Tool-free blade change system
- Anti-vibration technology
- Variable speed 5,000 to 15,000/min
- Includes 1 x scraper, 1 x straight blade, 1 x sanding pad, 3 x sanding sheets



ROUTER BODY & TRIMMER BASE BRUSHLESS

21-18-RT



- Variable speed with soft start
- Rack and pinion precision depth adjustment system
- Vacuum adaptor included for dust extraction
- Lock on/off switch for added safety
- Router body includes 6.35mm 1/4" collet, 22mm and 13mm spanners

INCLINED BASE ACCESSORY

21-18RT-B-IN



- Accessory for use with 18V brushless router
- Adjustable tilt range: -30 to +45°
- Cam lock lever
- Rack and pinion precision depth adjustment system
- Non-slip body grip
- Includes 8mm socket wrench

OFFSET BASE ACCESSORY

21-18RT-B-OS



- Accessory for use with 18V brushless router
- Offset distance of 18.5mm for edge to bit centerline
- Cam lock lever
- Non-slip body grip
- Includes bar type grip, grip bracket attachment, large pulley / small pulley, pulley belt, 8mm socket wrench, hex key

PLUNGE BASE ACCESSORY

21-18RT-B-P



- Accessory for use with 18V brushless router
- 3-stage precision cutting depth adjustment
- Plunge cutting depth of 0-35mm
- Cam lock lever
- Includes straight guide, guide holder ruler assembly, templet guide, clear guard, 8mm socket wrench, dust nozzle x 2

TRIMMER BASE ACCESSORY

21-18RT-B-T



- Accessory for use with 18V brushless router
- Rack and pinion precision depth adjustment system
- Plunge depth of 40mm
- Non-slip body grip
- Includes straight guide, trimmer guide, templet guide, 8mm socket wrench, hex key, dust nozzle



18V ORBITAL SANDER 21-18OS-B

- 125mm Orbital Sander with hook and loop fastening
- Replaceable hook and loop sanding pad
- Includes removable dust collection bag
- Ergonomic design with rubber grip overmould
- Includes hook and loop sanding sheets



18V INSPECTION LAMP 21-18IL-B

- Delivers 220 Lumens of constant illumination
- Variable folding positions
- Up to 28 hours of use with a fully charged 5 Ah battery pack
- Integral hanging hook
- Luminaire type: floodlight



18V USB ADAPTOR 21-18USB

- 18V USB Adaptor for charging up to 2 USB devices, ideal for mobiles and tablets
- Compatible with 2.0Ah, 3.0Ah, 4.0Ah, 5.0Ah, 6.0Ah and 8.0Ah battery packs
- Twinport USB
- Integrated LED light for greater visibility



18V BLUETOOTH SPEAKER 21-18WBS-B

- 18V Cordless Speaker with Bluetooth Technology to wirelessly connect to mobile devices
- Operates up to a 10 metre range and lasts up to 100 hours with a 5Ah battery
- USB port for smartphone charging
- Speaker output power 2 x 3W



18V VACUUM CLEANER 21-18VAC-B

- Compatible with 2.0Ah, 3.0Ah, 4.0Ah, 5.0Ah, 6.0Ah and 8.0Ah battery packs
- 18V handheld vacuum cleaner that has up to 500ml capacity
- Powerful suction with a HEPA filter for efficient cleaning
- Includes flexible extension hose, fixed head brush, swivel floor brush and long crevice tool

LI-ION BATTERIES



21-20LI	JCB 2.0AH LI-ION BATTERY LED INDICATOR COMPATIBLE WITH ALL 18V TOOLS
21-30LI	JCB 3.0AH LI-ION BATTERY LED INDICATOR COMPATIBLE WITH ALL 18V TOOLS
21-40LI	JCB 4.0AH LI-ION BATTERY LED INDICATOR COMPATIBLE WITH ALL 18V TOOLS
21-50LI	JCB 5.0AH LI-ION BATTERY LED INDICATOR COMPATIBLE WITH ALL 18V TOOLS
21-30LI-HC	JCB 3.0AH LI-ION BATTERY LED INDICATOR COMPATIBLE WITH ALL 18V TOOLS
21-40LI-HC	JCB 4.0AH LI-ION BATTERY LED INDICATOR COMPATIBLE WITH ALL 18V TOOLS
21-60LI-HC	JCB 6.0AH LI-ION BATTERY LED INDICATOR COMPATIBLE WITH ALL 18V TOOLS
21-80LI-HC	JCB 8.0AH LI-ION BATTERY LED INDICATOR COMPATIBLE WITH ALL 18V TOOLS

HC = HIGH CAPACITY



CHARGERS



CODE	CAPACITY	CHARGE TIME FAST CHARGER	CHARGE TIME SUPER FAST CHARGER	CHARGE TIME DUAL CHARGER
21-20LI	2.0AH	45 MINS	30 MINS	35 MINS
21-30LI	3.0AH	65 MINS	40 MINS	45 MINS
21-40LI	4.0AH	90 MINS	55 MINS	60 MINS
21-50LI	5.0AH	110 MINS	65 MINS	75 MINS
21-30LI-HC	3.0AH	65 MINS	45 MINS	55 MINS
21-40LI-HC	4.0AH	100 MINS	60 MINS	70 MINS
21-60LI-HC	6.0AH	150 MINS	90 MINS	105 MINS
21-80LI-HC	8.0AH	200 MINS	120 MINS	140 MINS

Times given as a guide only. Battery charge and discharge times dependant on age, usage and condition.



12V COMBI DRILL

21-12CD-B



- Variable speed gearbox
- Drilling, screwdriving and hammer functions
- Delivers 30Nm of torque
- 20+3 position adjustable torque control
- Trigger switch with locking option for controlled application
- Includes 50mm double ended screwdriver bit and belt clip

12V DRILL DRIVER 4 IN 1 CHUCK

21-12DD-B



- Includes right angle adaptor, offset angle chuck and 10mm keyless chuck
- Variable speed gearbox
- Drilling and screwdriving functions
- 19+1 position adjustable torque control
- Trigger switch with locking option for controlled application
- Includes 50mm double ended screwdriver bit and belt clip

12V IMPACT DRIVER

21-12ID-B



- Compatible with 1.5Ah and 2.0Ah battery packs
- Powerful 90Nm torque
- Variable speed gearbox
- 19+1 position adjustable torque control
- Trigger switch with locking option for controlled application
- Includes 50mm double ended screwdriver bit and belt clip

12V BATTERY - LITHIUM ION BATTERY

21-12-20LI



- An impressive runtime of up to 60 minutes
- Harmoniously pairs with all of our 12V power tools
- Crafted for professionals and heavy-duty DIY

12V FAST CHARGER 2.4A

21-12VFC



- Lightning-fast charge time
- Optimal charging performance

CORDED, MADE FOR HARD WORK



CORDED.

**THE JCB TOOLS MAINS POWERED RANGE OF TOOLS PROVIDE THE
BASE TOOLS FOR YOUR CONSTRUCTION AND RENOVATION NEEDS.
THEY ARE ROBUST, POWERFUL AND BUILT FOR THE TRADE PROFESSIONAL.**

ANGLE GRINDER TWIN PACK

21-AGTPK



- Contains 2000W and 600W angle grinders.
- Ideal tool for cutting and grinding metal, stone and paving
- Anti-vibration side handle
- Tool free guard adjustment and spindle lock button
- Includes 2 x tool-less adjustable guards, 2 x anti vibrations handles, 2 x pin wrenches

840W 125MM ANGLE GRINDER

21-AG125



- Ideal tool for cutting and grinding metal, stone and paving
- Anti-vibration side handle
- Compact and powerful design
- Adjustable guard and spindle lock button
- Includes 1 x metal grinding disc, 1 x pin wrench, 1 x spanner and 1 x spare set of carbon brushes

850W 100MM ANGLE GRINDER

JCB-AG100



- Ideal tool for cutting and grinding metal, stone and paving
- 2 position anti-vibration side handle
- Compact and slim design
- Quick release guard and spindle lock button
- 3m cable
- Suitable for use with 100mm discs

850W 115MM ANGLE GRINDER

JCB-AG115



- Ideal tool for cutting and grinding metal, stone and paving
- 2 position anti-vibration side handle
- Compact and slim design
- Quick release guard and spindle lock button
- 3m cable
- Suitable for use with 115mm discs

1200W 115MM ANGLE GRINDER

JCB-AG115-P



- Ideal tool for cutting and grinding metal, stone and paving
- 2 position anti-vibration side handle
- Compact and slim design
- Quick release guard and spindle lock button
- 3m cable
- Suitable for use with 115mm discs



2400W 230MM ANGLE GRINDER JCB-AG230

- Ideal tool for cutting and grinding metal, stone and paving
- 2 position anti-vibration side handle and rotating rear handle
- Compact and slim design
- Quick release guard and spindle lock button
- 2 action paddle switch
- Suitable for use with 230mm discs



2400W 180MM ANGLE GRINDER JCB-AG180

- Ideal tool for cutting and grinding metal, stone and paving
- 2 position anti-vibration side handle and rotating rear handle
- Compact and slim design
- Quick release guard and spindle lock button
- 2 action paddle switch
- Suitable for use with 180mm discs



1/4 SHEET SANDER 240W JCB-QSS240

- Suitable for small to medium sanding tasks
- Variable speed control enables more control
- Hook and loop sanding base
- Dual bag for cleaner and safer working (included)
- Includes 3 x sanding sheets



350W 125MM ORBITAL SANDER 21-RO125

- Powerful motor suitable for professional tasks
- Hook and loop sanding base makes disc change quick and easy
- Dust bag collection
- Variable speed control
- Includes 3 x sanding sheets and dust bag



800W JIGSAW 21-JS800

- Tool-free blade change for convenience
- 4-Stage pendulum for use on a variety of different materials
- Variable speed functionality for more controlled cuts
- Includes 1 x vacuum adaptor, 1 x guide ruler, 1 x wood blade, 1 x metal blade, 1 x hex key



1500W 185MM CIRCULAR SAW 21-CS1500

- Powerful 1500W motor for professional use
- 24T TCT blade included for cutting wood
- Adjustable metal base plate for straight and mitre cuts
- Soft grip provides stable and comfortable operation
- Laser guide for accurate cutting
- Includes 1 x wood cutting blade, 1 x parallel guide and 1 x hex key



750W 13MM IMPACT DRILL JCB-ID750-B

- Variable speed control for different applications
- Forward and reverse settings
- Soft grip handle for user comfort and control
- 13mm keyless chuck



1050W 2 SPEED IMPACT DRILL JCB-ID1050-B

- Variable speed control for different applications
- Forward and reverse settings
- Metal gearbox
- Soft grip handle for user comfort and control
- 13mm keyed chuck





1050W SDS PLUS® ROTARY HAMMER DRILL 21-RH1050

- Drilling, hammer drilling, chiselling and chisel adjustment
- Ideal for drilling into concrete, brick and masonry
- Incorporates a rotary stop mode for light chiselling in tiles, render and plaster
- Includes an SDS Plus® quick change chuck and standard 13mm chuck, 2 chisels & 3 drill bits (8,10,12mm), 1 set spare carbon brushes and case



1300W SDS MAX® DEMOLITION HAMMER 21-DH1300

- Powerful demolition hammer drill delivering 15J of impact force
- Suitable for fast chiselling and high material removal rate
- Anti-vibration system and lock on switch for comfort and reduced fatigue
- Multi-positional side handle for operational convenience



1500W SDS PLUS® ROTARY HAMMER DRILL 21-RH1500

- Drilling, hammer drilling, chiselling and chisel adjustment
- Ideal for drilling into concrete, brick and masonry
- Incorporates a rotary stop mode for chiselling in tiles, render and plaster
- Includes 2 chisels & 3 drill bits (8,10,12mm), 1 set spare carbon brushes, grease tube, wrench and case



1700W 30MM HEX DEMOLITION HAMMER 21-DH1700

- Powerful demolition hammer drill delivering 65J of impact force
- Suitable for fast chiselling and high material removal rate
- Anti-vibration system and lock on switch for comfort and reduced fatigue
- Multi-positional auxiliary handle for operational convenience





LIGHT CONSTRUCTION.

THESE ARE THE BASE TOOLS FOR YOUR CONSTRUCTION AND RENOVATION NEEDS.
THEY ARE ROBUST, POWERFUL AND BUILT FOR THE TRADE PROFESSIONAL.



PRO 230V CEMENT MIXER

JCB-CM150E

- 134L seam welded drum
- 100L working capacity
- One piece chassis with three position adjustment
- 12" puncture proof tyres



PRO PETROL CEMENT MIXER

JCB-CM150P

- Powered by a 113cc JCB petrol engine
- 134L seam welded drum
- 100L working capacity
- One piece chassis with three position adjustment
- 12" puncture proof tyres



PRO 110V CEMENT MIXER

JCB-CM150E-110

- 134L seam welded drum
- 100L working capacity
- One piece chassis with three position adjustment
- 12" puncture proof tyres



PRO PETROL CEMENT MIXER

JCB-CMH150P

- Powered by a Honda GX120 engine
- 134L seam welded drum
- 100L working capacity
- One piece chassis with three position adjustment
- 12" puncture proof tyres



ROTARY HAMMER

JCB-RH1200-SDSM

- 110V or 220-240V voltage
- Variable speed
- 1200W power
- 1,350-2,950bpm impact rate
- Vibration control
- SDS MAX



DEMOLITION HAMMER

JCB-DH1600-SDSM

- 110V or 220-240V voltage
- Variable speed
- 1600W power
- 1,050-2,100bpm impact rate
- Vibration control
- SDS MAX



DEMOLITION HAMMER

JCB-DH1500-SDSM

- 110V or 220-240V voltage
- Variable speed
- 1500W power
- 1,380-2,750bpm impact rate
- Vibration control
- SDS MAX



DEMOLITION HAMMER

JCB-DH1600

- 110V or 220-240V voltage
- 1600W power
- 1,450bpm impact rate
- Vibration control
- 28mm HEX



ROTARY HAMMER

JCB-RH1500-SDSM

- 110V or 220-240V voltage
- Variable speed
- 1500W power
- 1,380-2,750bpm impact rate
- Vibration control
- SDS MAX



DEMOLITION HAMMER

JCB-DH2000

- 110V or 220-240V voltage
- 2000W power
- 1,000bpm impact rate
- Vibration control
- 28mm HEX



BENCHTOP TOOLS.

DESIGNED AND CRAFTED TO DELIVER HIGH-PERFORMANCE AND PRECISION FOR YOUR CONSTRUCTION AND RENOVATION NEEDS.

254MM DOUBLE BEVEL MITRE SAW JCB-MS-254DB



- 254mm double bevel mitre saw
- Bevel 45 degrees
- Dust collection for cleaner and safer working environment
- Soft grip handle for greater comfort during prolonged use
- Supplied with 254mm, 24T, wood TCT blade

305MM DOUBLE BEVEL MITRE SAW JCB-MS-305DB



- 305mm double bevel mitre saw
- Bevel 45 degrees
- Dust collection for cleaner and safer working environment
- Soft grip handle for greater comfort during prolonged use
- Supplied with 305mm, 24T, wood TCT blade

210MM COMPOUND MITRE SAW JCB-MS-210C



- Laser guide for accurate cutting
- Suitable for bevel and mitre cuts into wood, metal, plastics etc
- 2m cable length
- Dust bag provided for a cleaner working environment
- Includes 1 210 x 30 x 2.6mm 24T TCT blade, clamp, supports, 1 set spare carbon brushes and Hex key





210MM SLIDING BEVEL MITRE SAW JCB-MS-210SB

- Powerful 1500W motor for professional use
- Suitable for bevel and mitre cuts into wood, metal, plastics etc
- Laser guide for accurate cutting
- Includes 24T TCT blade, dust bag, 2x work piece supports, clamp, hex key and 2x spare carbon brushes



254MM SLIDING BEVEL MITRE SAW JCB-MS-254SB

- Powerful 2000W motor for professional use
- Suitable for bevel and mitre cuts into wood, metal, plastics etc
- Laser guide for accurate cutting
- Includes 60T TCT blade, dust bag, 2x work piece supports, clamp, hex key and 2x spare carbon brushes



UNIVERSAL MITRE SAW STAND JCB-MS-ST

- Universal stand capable of supporting most brands of mitre saws
- Compact, lightweight, all-steel construction with folding legs can be quickly collapsed and transported
- Extendable beam and fully adjustable extension rollers support oversized timber sections up to a maximum load of 200kg



210MM TABLE SAW 21-TS-210

- Powerful 1500W motor
- Saw blade height adjustment up to 80mm
- Dust extraction facility for cleaner, safer working
- Extendable table design 540mm to 915mm suitable for a variety work piece sizes
- Soft start function for more controlled cutting application



254MM TABLE SAW 21-TS-254

- 254mm table saw with cutting range 0° - 45°
- Powerful 2000W motor
- Cutting capacity: 85mm 90°, 60mm 45°
- Extendable table up to 625mm (right)
- Includes 254mm 24T blade



254MM TABLE SAW WITH STAND 21-TS-254-ST

- 254mm table saw with aluminium folding stand
- Cutting range 0° - 45°
- Powerful 2000W motor
- Cutting capacity: 85mm 90°, 60mm 45°
- Extendable table up to 625mm (right)
- Includes 254mm 24T blade.





STORAGE.

OUR RANGE OF KIT BAGS AND POWER TOOL CARRY CASES ARE DESIGNED TO ORGANISE AND KEEP TOOLS IN OPTIMUM CONDITION.



SITE SYSTEM SET WITH 1/2 ORGANISER JCB-SITESYS-ST-P

- Site system set includes site system cart, site system tool box and site system organiser case
- Ideal for transporting tools and accessories in and around on site
- Wall mounting included
- Large 9" all-terrain wheels for improved mobility



SITE SYSTEM SET JCB-SITESYS-ST

- Site system set includes site system cart, site system tool box and site system organiser case
- Ideal for transporting tools and accessories in and around on site
- Wall mounting included
- Large 9" all-terrain wheels for improved mobility



SITE SYSTEM CART JCB-SITESYS-C

- Ideal for transporting tools and accessories in and around on site
- Large 9" all-terrain wheels for improved mobility
- Internal organiser
- Large loading capacity 72kg



SITE SYSTEM 2 DRAWER JCB-SITESYS-2DW

- Ideal for organising and transporting tools and accessories
- 2 deep drawers with dividers included
- Wall mounting included
- Large loading capacity 20kg
- Interchangeable functionality with site system range



SITE SYSTEM 3 DRAWER JCB-SITESYS-3DW

- Ideal for organising and transporting tools and accessories
- 2 shallow drawers with dividers and 1 deep drawer
- Wall mounting included
- Large loading capacity 20kg
- Interchangeable functionality with site system range



SITE SYSTEM XL TOOL BOX

JCB-SITESYS-XLTB

- Ideal for storing and transporting medium-large size tools
- Internal organiser
- Wall mounting included
- Large loading capacity 72kg
- Interchangeable functionality with site system range



SITE SYSTEM TOOL BOX

JCB-SITESYS-TB

- Ideal for storing and transporting medium-large size tools
- Internal organiser
- Wall mounting included
- Loading capacity 54kg
- Interchangeable functionality with site system range



SITE SYSTEM ORGANISER CASE

JCB-SITESYS-CS

- Ideal for storing and transporting medium size tools
- Internal organiser and 2x removable dividers
- Wall mounting included
- Loading capacity 54kg
- Interchangeable functionality with site system range



SITE SYSTEM HALF ORGANISER

JCB-SITESYS-OR

- Ideal for accessory and hardware organisation
- Includes 1 large bin, 2x dividers and 6x small bins
- Wall mounting included
- Interchangeable functionality with site system range



SITE SYSTEM CLEAR ORGANISER

JCB-SITESYS-CO

- Ideal for accessory and hardware organisation
- Includes 2x large bins, 4x dividers and 8x small bins
- Wall mounting included
- Interchangeable functionality with site system range



SITE SYSTEM CRATE

JCB-SITESYS-CR

- Open crate design ideal for easy access to tools
- Wall mounting included
- Loading capacity 30kg
- Interchangeable functionality with site system range





26" TROLLEY HANDLED KIT BAG 21-18VKB

- Multiple pockets for storing and transporting tools and accessories
- Telescopic trolley handle
- 2x wheels for easily transportation of your tools
- Padded shoulder strap
- Soft grip carry handle



SITE SYSTEM WIDE MOUTH TOOL BAG JCB-SITESYS-BG-WM

- Wide mouth design provides visibility to contents for easy tool selection
- Waterproof base
- Padded shoulder strap
- Durable material construction
- 30kg loading capacity



20" KIT BAG WITH SOFT BASE 21-KBAG

- Multiple pockets for storing and transporting tools and accessories
- Padded shoulder strap
- Soft grip carry handle



SITE SYSTEM RECTANGLE TOP TOOL BAG JCB-SITESYS-BG-RT

- Rectangle top design provides greater storage capacity and access for medium-large size tools
- Waterproof base
- Padded shoulder strap
- Durable material construction
- 30kg loading capacity



SITE SYSTEM OPEN TOTE BAG JCB-SITESYS-BG-OT

- Open tote bag design for quick and easy access to contents
- Waterproof base
- Aluminium handle
- Padded shoulder strap
- Durable material construction
- 25kg loading capacity



SITE SYSTEM COMPACT TOOL BAG JCB-SITESYS-BG-CP

- Open top design for quick and easy access to contents
- Ideal for small-medium size tools and accessories
- Waterproof base
- Padded shoulder strap
- Durable material construction
- 20kg loading capacity



SITE SYSTEM COOL BAG JCB-SITESYS-BG-CB

- Cool bag with accessory pockets - ideal for working on site
- Waterproof base
- Padded shoulder strap
- Durable material construction
- 20kg loading capacity



SITE SYSTEM TECHNICIANS TOTE JCB-SITESYS-BG-TT

- Ideal for small-medium size tools and accessories
- Waterproof base
- Padded shoulder strap
- Durable material construction
- 20kg loading capacity



SITE SYSTEM BACKPACK JCB-SITESYS-BG-BP

- Backpack design with padded straps ideal for transporting small-medium size tools and accessories
- Waterproof base
- Padded shoulder strap
- Durable material construction
- 20kg loading capacity



SITE SYSTEM TECHNICIANS BAG JCB-SITESYS-BG-TB

- Technicians tool bags with variety of pockets and accessory holders to help keep tools organised
- Waterproof base
- Padded shoulder strap
- Durable material construction
- 20kg loading capacity



ACCESSORIES.

OUR WIDE RANGE OF DRILLING, CUTTING, GRINDING AND SANDING POWER TOOL ACCESSORIES KEEP YOUR JCB TOOLS WORKING HARDER FOR LONGER.

MULTI PURPOSE DRILL BITS



- Multi purpose drill bit with carbide tip construction for increased durability
- Suitable for drilling into masonry, metal and wood
- Smooth drilling application
- Precision ground flutes for smooth drilling application which means less battery wear on cordless tools

5055803310516	JCB 3X70MM MULTI PURPOSE DRILL BIT
5055803310523	JCB 4X75MM MULTI PURPOSE DRILL BIT
5055803310530	JCB 5X85MM MULTI PURPOSE DRILL BIT
5055803310547	JCB 5.5X85MM MULTI PURPOSE DRILL BIT
5055803310554	JCB 6X100MM MULTI PURPOSE DRILL BIT
5055803310622	JCB 6X150MM MULTI PURPOSE DRILL BIT
5055803310561	JCB 6.5X100MM MULTI PURPOSE DRILL BIT
5055803310578	JCB 7X100MM MULTI PURPOSE DRILL BIT
5055803310585	JCB 8X120MM MULTI PURPOSE DRILL BIT
5055803310592	JCB 10X120MM MULTI PURPOSE DRILL BIT
5055803310608	JCB 12X150MM MULTI PURPOSE DRILL BIT
5055803310615	JCB 4 PIECE MULTI PURPOSE DRILL BIT SET



TURBOJET™ HSS DRILL BITS

- HSS drill bit with unique TurboJet™ cutting edge tip
- Easy start tip
- TiN (Titanium Nitride) hard ceramic coating surface finish for up to 4 times longer life than standard HSS drill bits
- Precision ground flutes for smooth drilling application which means less battery wear on cordless tools

5055803318666	JCB HSS TURBOJET 7 POINT DRILL BIT 2X49MM 3PK
5055803318673	JCB HSS TURBOJET 7 POINT DRILL BIT 2.5X57MM 3PK
5055803318680	JCB HSS TURBOJET 7 POINT DRILL BIT 3X61MM 3PK
5055803318697	JCB HSS TURBOJET 7 POINT DRILL BIT 3.5X65MM 3PK
5055803318703	JCB HSS TURBOJET 7 POINT DRILL BIT 4X75MM 3PK
5055803318710	JCB HSS TURBOJET 7 POINT DRILL BIT 4.5X80MM
5055803318727	JCB HSS TURBOJET 7 POINT DRILL BIT 5X86MM
5055803318734	JCB HSS TURBOJET 7 POINT DRILL BIT 5.5X93MM
5055803318741	JCB HSS TURBOJET 7 POINT DRILL BIT 6X93MM
5055803318758	JCB HSS TURBOJET 7 POINT DRILL BIT 6.5X101MM
5055803318765	JCB HSS TURBOJET 7 POINT DRILL BIT 7X109MM
5055803318772	JCB HSS TURBOJET 7 POINT DRILL BIT 7.5X109MM
5055803318789	JCB HSS TURBOJET 7 POINT DRILL BIT 8X117MM
5055803318796	JCB HSS TURBOJET 7 POINT DRILL BIT 8.5X117MM
5055803318802	JCB HSS TURBOJET 7 POINT DRILL BIT 9X125MM
5055803318819	JCB HSS TURBOJET 7 POINT DRILL BIT 9.5X133MM
5055803318826	JCB HSS TURBOJET 7 POINT DRILL BIT 10X133MM
5055803318833	JCB HSS TURBOJET 7 POINT DRILL BIT 11X142MM
5055803318840	JCB HSS TURBOJET 7 POINT DRILL BIT 12X151MM
5055803318857	JCB HSS TURBOJET 7 POINT DRILL BIT 13X151MM



MASONRY DRILL BITS

- Hard surface masonry drill bit with carbide tip construction for increased durability
- Precision ground flutes for smooth drilling application which means less battery wear on cordless tools
- Durable material and design make these drill bits suitable for drilling into denser building material

5055803301125	JCB MASONRY DRILL BIT 5 PIECE SET
5055803301682	JCB 3X70MM MASONRY DRILL BIT
5055803301699	JCB 4X75MM MASONRY DRILL BIT
5055803301002	JCB 5X85MM MASONRY DRILL BIT
5055803301705	JCB 5.5X85MM MASONRY DRILL BIT
5055803301019	JCB 5.5X150MM MASONRY DRILL BIT
5055803301026	JCB 6X100MM MASONRY DRILL BIT
5055803301033	JCB 6.5X100MM MASONRY DRILL BIT
5055803301057	JCB 7X100MM MASONRY DRILL BIT
5055803301064	JCB 7X150MM MASONRY DRILL BIT
5055803301071	JCB 8X150MM MASONRY DRILL BIT
5055803301088	JCB 10X150MM MASONRY DRILL BIT
5055803301095	JCB 12X150MM MASONRY DRILL BIT
5055803301101	JCB 14X150MM MASONRY DRILL BIT
5055803301118	JCB 16X150MM MASONRY DRILL BIT

DIAMOND TECH HOLE SAWS



- Diamondtech™ hole saws have up to 10x longer life than other leading trade brands
- Superior brazing technology ensure diamonds stay bonded even when cutting hard and abrasive materials
- ‘Easy-start’ design – no need for a drill guide
- High performing diamond tipped holesaws
- Available in 6.5mm, 8mm, 10mm, 16mm and 25mm

5055803316297	JCB DIAMONDTECH HOLE SAW 6.5MM
5055803316303	JCB DIAMONDTECH HOLE SAW 8MM
5055803316310	JCB DIAMONDTECH HOLE SAW 10MM
5055803316334	JCB DIAMONDTECH HOLE SAW 16MM
5055803316341	JCB DIAMONDTECH HOLE SAW 25MM

12 PIECE RECIPROCATING SAW BLADE SET JCB-PTA-12RS



- Crafted with precision and designed for optimal compatibility
- Universal fitting that seamlessly integrates with the majority of branded reciprocating saws
- The set includes a diverse assortment of both coarse and fine cut blades, providing you with the flexibility to tackle a multitude of applications

13 PIECE IMPACT DRILL BIT SET JCB-PTA-IM13



- JCB 13 piece impact bit set in folding case
- Universal fit - compatible with most branded impact drivers
- Set contains Phillips, Pozi impact drill bits
- Colour coded for easy bit selection

21 PIECE IMPACT DRILL BIT SET JCB-PTA-IM21



- JCB 21 piece impact bit set in folding case with hardware organiser
- Universal fit - compatible with most branded impact drivers
- Set contains Phillips, Pozi and Torx impact drill bits
- Colour coded for easy bit selection
- Includes adaptor with quick lock function
- Hardware organiser with clip lid

40 PIECE ACCESSORY SET

JCB-PTA-40



- JCB 40 piece accessory set in folding carry case
- Selection of HSS, masonry and wood drill bits as well as variety of screwdriver bits and nut sockets
- Masonry drill bits with carbide tips for longer life
- Precision ground HSS TiN drill bits
- Universal fit steel drill bits, ideal for drilling into all grades of wood

55 PIECE ACCESSORY SET

JCB-PTA-55



- JCB 55 piece accessory set in folding carry case
- Selection of HSS, masonry and wood drill bits as well as variety of screwdriver bits and nut sockets
- Masonry drill bits with carbide tips for longer life
- Precision ground HSS TiN drill bits
- Universal fit steel drill bits, ideal for drilling into all grades of wood

100 PIECE ACCESSORY SET

JCB-PTA-100



- JCB 100 piece accessory set in folding carry case
- Selection of HSS, masonry and wood drill bits as well as variety of screwdriver bits and nut sockets
- Masonry drill bits with carbide tips for longer life
- Precision ground HSS TiN drill bits
- Universal fit steel drill bits, ideal for drilling into all grades of wood

8 PIECE MULTI TOOL BLADE SET JCB-PTA-MT8



- JCB 8 piece universal fit multi tool blade set in folding carry case
- Designed to fit most branded multi tools, ensuring seamless usage
- Includes a variety of blade shapes and sizes for various applications, ideal for both metal and woodwork
- Crafted from durable materials, these blades guarantee long-lasting performance

18 PIECE JIGSAW BLADE KIT

JCB-PTA-JS18



- JCB 18 piece jigsaw blade kit in folding carry case
- Contains a versatile assortment of blades suitable for cutting through wood, metal, laminates, and plastics
- Crafted with high quality HCS and HSS blades
- Designed specifically for the JCB 18V jigsaw, these blades ensure a perfect fit and optimal performance with your JCB power tool



HAND TOOLS.

CRAFTED FROM HIGH QUALITY MATERIAL, TO COPE WITH THE DEMANDS OF HEAVY DUTY APPLICATIONS IN DEMANDING ENVIRONMENTS.

6PC SET OF SCREWDRIVERS

JCB-6PC-SD



- Durable S2 steel blades
- Corrosion resistant coating
- Magnetic tips
- Pozi sizes - PZ0x75mm, PZ1x100mm, PZ2x125mm
- Slotted sizes - SL3x75mm, SL4x100mm, SL5.5x125mm

35PC SCREWDRIVER SET

JCB-SWDVR-35PC



- Diverse screwdriver selection
- 7pc screwdrivers, 10pc precision screwdrivers and 17pc screwdriver bits
- Convenient storage

COMBINATION PLIERS 180MM

JCB-CBPLR-180



- 7 inch (180mm)
- Chrome vanadium steel for durability and longer lasting performance
- Corrosion resistant coating
- 25mm jaw width
- Cushion grip for comfort and control
- Serrated jaws for a secure grip

3PC PLIERS SET

JCB-3PC-PL



- 8" combination pliers
- 8" long nose pliers
- 7" diagonal cutters
- Hardened cutting edges
- Corrosion resistant finish
- Chrome vanadium steel for durability and longer lasting performance

ADJUSTABLE WRENCH 300MM

JCB-ADJWR-300



- 12 inches (300mm)
- Chrome vanadium steel for durability and longer lasting performance
- Corrosion resistant coating
- Extra wide jaw opening : 34mm
- Double sided measuring scale

RETRACTABLE KNIFE

JCB-KNIFE-RET



- Aluminium alloy body
- Includes 3pc SK5 steel knife blades
- Quick blade change mechanism
- Blade storage in handle

NOT FOR SALE TO ANYONE UNDER THE AGE OF 18

HEAVY DUTY KNIFE BLADES

JCB-KNBLD-50PC



- 50 pcs SK5 steel knife blades
- Professional quality SK5 Steel for exceptional durability
- Conveniently packed in 5 dispensers, each containing 10 razor-sharp blades
- Universal fit designed to seamlessly work with most branded utility knives

NOT FOR SALE TO ANYONE UNDER THE AGE OF 18

PANEL SAW 560MM 9TPI

JCB-PSAW-9TPI



- Saw length 560mm (22")
- Suitable for cutting timber, plastic, PVC and plasterboard
- SK5 steel blade 9TPI, 1.0mm thick polished blade - high hardness, excellent wear resistance, high strength and toughness.
- Triple ground teeth, using innovative grinding technology
- Super high frequency teeth treatment

DRY WALL SAW

JCB-DWSAW



- 6 inch (150mm)
- 65Mn steel
- Triple ground teeth
- Double-edged blade
- Hardened triple-ground teeth cut on the push and pull stroke for increased efficiency

3M & 5M TAPE MEASURE TWIN PACK

JCB-TAPE-TWIN



- Metric and imperial scales
- Nylon coated 3m/19mm blade
- Nylon coated 5m/19mm blade
- Magnetic blade hook
- Double sided printing
- ABS body with rubber cushion grip



HAND TOOLS, MADE FOR HARD WORK



26 PIECE TOOL KIT IN POUCH

JCB-26-SET

- This well-rounded set provides you with the essential tools needed for general repairs and tasks
- The durable pouch keeps all your tools organized and easily accessible
- Suited for both home and workplace maintenance tasks



30 PIECE HAND TOOL SET

JCB-HTSET-30PC

- Housed in a durable moulded storage case
- Wide array of high-quality tools
- Perfect for serious DIY use, professionals, and home improvement projects



HAND TOOLS, MADE FOR HARD WORK



30M LASER DISTANCE MEASURE

JCB-LDM-30

- Multi function measure distance, area, volume, Pythagoras (2-Point/3-Point) measure, continuous measurement, addition and subtraction, reference change the reference, unit setting
- Inverted backlit LCD display improves readability
- Ergonomic soft grip prevents tool from easy drop, bump



65M LASER DISTANCE MEASURE

JCB-LDM-65

- Multi function measure: single and continuous distance measure, area, volume, Pythagoras (2-Point/3-Point) measure, min & max, addition and subtraction, reference change, unit setting
- Back-lit LCD display improves readability
- Three reference change, 30 measurement storage capability and beeper



80M LASER DISTANCE MEASURE

JCB-LDM-80

- Multi function measure: distance, area, volume, Pythagoras (2-Point/3-Point) measure, continuous measurement, min & max, addition and subtraction, reference change, unit setting
- 30 data stored memory and beeper functions make your measurement more convenient and efficient
- Built-in bubble vial enables a visual reference for horizontal alignment



RED SELF-LEVELLING LASER LEVEL

JCB-CLL-R

- Self levelling: projects two bright lines (horizontal & vertical) onto flat surfaces and levels in few seconds.
- One-button operation: easily switch the laser lines and turn it on and off
- Can be wall or tripod mounted for quick and easy setup with M6 screw
- Smart pendulum system — self-levels and indicates out of level condition; locks when switched off



GREEN SELF-LEVELLING LASER LEVEL

JCB-CLL-G

- Self levelling: projects two bright lines (horizontal & vertical) onto flat surfaces and levels in few seconds.
- One-button operation: easily switch the laser lines and turn it on and off
- Can be wall or tripod mounted for quick and easy setup with M6 screw
- Smart pendulum system — self-levels and indicates out of level condition; locks when switched off



CONTRACTOR & LANDSCAPING TOOLS.

CONTRACTOR & LANDSCAPING TOOLS, MADE FOR HARD WORK



SQUARE MOUTH SITE SHOVEL

JCBSS2S01

- Heavy duty blade and handle
- Hardened and tempered carbon steel blade
- Solid forged resulting in a stronger, more durable blade
- Metal YD grip



TAPER MOUTH SITE SHOVEL

JCBSS2T01

- Single piece solid forged blade of hardened and tempered high carbon steel
- Integrated foot treads to increase stability and grip when applying downward pressure and reduce discomfort to user
- Thicker forged at the base of the socket to accommodate greater levering forces



SQUARE YARD SHOVEL

JCBYS01

- Heavy duty blade and handle
- Hardened and tempered carbon steel blade
- Solid forged resulting in a stronger, more durable blade
- Metal YD grip



PROFESSIONAL GARDEN FORK

JCBGF01

- Single piece solid forged blade of hardened and tempered high carbon steel
- The fork's tapered tines are designed to effortlessly slice into the ground
- Ideal for weeding and digging
- Ergonomically designed YD handle



PROFESSIONAL BORDER SPADE

JCBBS01

- Heavy duty blade and handle
- Hardened and tempered carbon steel blade
- Solid forged resulting in a stronger, more durable blade
- Metal YD grip

CONTRACTOR & LANDSCAPING TOOLS, MADE FOR HARD WORK



PROFESSIONAL BORDER FORK

JCBBF01

- Single piece solid forged blade of hardened and tempered high carbon steel
- Integrated foot treads to increase stability and grip when applying downward pressure and reduce discomfort to user
- Ideal for delicate weeding to precise edging and soil bed turnover
- Ergonomically designed YD handle



SQUARE MOUTH ALL STEEL SHOVEL

JCBSM2S01

- Heavy duty blade and handle (top-range)
- Hardened and tempered carbon steel blade
- Solid forged resulting in a stronger, more durable blade
- Ergonomically designed YD handle



TAPERED SITE MASTER SHOVEL

JCBSM2T01

- Single piece solid forged blade of hardened and tempered high carbon steel
- Integrated foot treads to increase stability and grip when applying downward pressure and reduce discomfort to user
- Thicker forged at the base of the socket to accommodate greater levering forces



DRAINING SHOVEL

JCBDM01

- Long narrow 16" tapered blade suited to digging narrow holes or trenches
- Integrated foot treads to increase stability and grip when applying downward pressure and reduce discomfort to user
- Single piece solid forger head - no joins/welding which can result in weak points
- Sharpened leading edge to facilitate slicing through the ground



CONTRACTORS FORK ALL STEEL

JCBCF01

- 4 pronged heavy duty contractors fork
- Single piece solid forged head
- Strong square tines for breaking up uncultivated ground and breaking through dense materials
- All steel shaft with metal YD grip

CONTRACTOR & LANDSCAPING TOOLS, MADE FOR HARD WORK



HERITAGE GARDEN SPADE

JCBHGS01

- Heavy duty blade and handle (top-range)
- Hardened and tempered carbon steel blade
- Solid forged resulting in a stronger, more durable blade
- Ergonomically designed YD handle



HERITAGE GARDEN FORK

JCBHGF01

- Single piece solid forged blade of hardened and tempered high carbon steel
- Integrated foot treads to increase stability and grip when applying downward pressure and reduce discomfort to user
- Thicker forged at the base of the socket to accommodate greater levering forces



HERITAGE BORDER SPADE

JCBHBS01

- Heavy duty blade and handle (top-range)
- Hardened and tempered carbon steel blade
- Solid forged resulting in a stronger, more durable blade
- Ergonomically designed YD handle



HERITAGE BORDER FORK

JCBHBF01

- Single piece solid forged blade of hardened and tempered high carbon steel
- Integrated foot treads to increase stability and grip when applying downward pressure and reduce discomfort to user
- Thicker forged at the base of the socket to accommodate greater levering forces



4" AUGER

JCB04AUG

- This versatile tool is designed to create precise post holes with ease
- Built with hardened metal tips and a cutting screw
- Removable handle for transport and storage

CONTRACTOR & LANDSCAPING TOOLS, MADE FOR HARD WORK



6" AUGER

JCB06AUG

- This versatile tool is designed to create precise post holes with ease
- Built with hardened metal tips and a cutting screw
- Removable handle for transport and storage



5LB GRUBBING MATTOCK

JCBGM01

- Versatile for construction and landscaping
- Lightweight, but balanced to pack a punch
- Removable head for transport and storage
- Its multi-functional design ensures you have the right tool for various applications, saving you time and effort



CONTRACTOR & LANDSCAPING TOOLS, MADE FOR HARD WORK



CONTRACTORS RAKE

JCBCRK11

- Crafted from a single billet of high-quality carbon steel
- 16 square teeth with grading bar
- Tubular steel shaft, a combination of strength and lightweight design
- Ergonomic rubber grip handle



200MM FLOOR SCRAPER

JCBSC12

- 200mm spring steel blade
- Tubular steel shaft for strength along with soft grip handle
- Manufactured with a spring steel blade designed for flexibility and strength
- Heavy duty tool used to remove dirt, aggregate, adhesive or stubborn residue from floors and walls



MUTT SCRAPER

JCBFS03

- Carbon steel blade with a tubular steel shaft
- Tubular steel shaft for strength along with soft grip handle
- Manufactured with a spring steel blade designed for flexibility and strength
- Heavy duty tool used to remove dirt, aggregate, adhesive or stubborn residue from floors and walls



FENCING GRAFT

JCBFG01

- Heavy duty blade and handle
- Hardened and tempered carbon steel blade
- Solid forged resulting in a stronger, more durable blade
- Metal YD grip



EQUESTRIAN SHAVINGS FORK

JCBESF11

- Designed to remove soiled shavings whilst leaving clean shavings behind
- The sides of the fork head are raised allowing maximum load and manoeuvrability
- Ergonomic, well balanced and heavy-duty
- The spring steel allows flexibility but also gives longevity to a tool which needs to perform every day

CONTRACTOR & LANDSCAPING TOOLS, MADE FOR HARD WORK



2 PRONG HAY FORK

JCBHF11

- 48" tubular steel shaft
- Ergonomic rubber grip
- Made from hardened and tempered high carbon steel
- The prongs are extremely strong and have tapered tines to help pierce the bales



MANURE FORK T HANDLE

JCBMF11

- Premium high carbon steel
- Ergonomic poly-pro tee handle
- Lightweight
- Long-lasting reliability
- The hardened and tempered high carbon steel prongs are designed to withstand heavy-duty use



MANURE FORK D HANDLE

JCBMF12

- Premium high carbon steel
- Ergonomic poly-pro YD handle
- Lightweight
- Long-lasting reliability
- The hardened and tempered high carbon steel prongs are designed to withstand heavy-duty use



MANURE FORK STRAIGHT HANDLE

JCBMF13

- The prongs are made from hardened and tempered carbon steel, enhancing their strength and longevity
- Hardened carbon steel
- 48" (120cm) tubular steel shaft
- Ergonomic rubber grip
- Sturdy build



ALL STEEL TREADED DIGGING SPADE

JCBDS01

- Extra length for increased efficiency
- Single-piece forged blade
- The spade's socket base features thicker forging, allowing it to accommodate greater levering forces
- Durable tubular steel handle

CONTRACTOR & LANDSCAPING TOOLS, MADE FOR HARD WORK



HERITAGE EDGING TOOL

JCBHET01

- Wide hilt for supreme comfort
- Precision with a durable edge
- Crafted with a sturdy timber handle and shaft
- The ergonomic design minimises strain



HERITAGE HAND FORK

JCBHFF11

- Comfortable and secure grip
- Built from a single billet of hardened and tempered carbon steel
- Ash handle
- The ergonomic design minimises strain



HERITAGE HAND TROWEL

JCBHFT11

- Comfortable and secure grip
- Built from a single billet of hardened and tempered carbon steel
- Ash handle
- The ergonomic design minimises strain



ALUMINIUM SPAZZLE

JCBALUSPA

- Tubular steel shaft
- 600mm blade width
- Cast from high grade aluminium
- Used for levelling and maneuvering tarmac and a variety of loose materials



CROWBAR

JCBCB01

- Thicker chisel end
- With its finely honed point, this tool excels at breaking through stubborn and compacted surfaces, making your tasks more manageable
- Suitable for both professional and serious DIY users

CONTRACTOR & LANDSCAPING TOOLS, MADE FOR HARD WORK



ASPHALT RAKE

JCBCRK01

- The rake head boasts 16 square teeth and a precision-grade grading bar
- The robust tubular steel shaft offers a winning combination of strength and lightweight design
- Ergonomic rubber grip handle
- Crafted from a single billet of high-quality carbon steel



CONTRACTORS RAMMER

JCBCR01

- Tubular steel shaft
- Square steel head measuring 130mm x 130mm x 30mm
- Provides efficient compression and compaction of small areas



ALL STEEL GARDEN RAKE

JCBGR01

- The robust tubular steel shaft offers a winning combination of strength and lightweight design
- Ergonomic rubber grip handle
- Crafted from a single billet of high-quality carbon steel



CHISEL & POINT PICK AXE

JCBPA01

- This heavy-duty tool combines the functions of a chisel and a point pick axe
- Featuring a broad, flat chisel end, this tool is specifically designed for effortless leverage when dealing with large objects or materials
- The pick end is expertly engineered to break up and split concrete, as well as other hard or dense materials with ease



CHISEL & POINT PICK AXE

JCBPA11

- This heavy-duty tool combines the functions of a chisel and a point pick axe
- Featuring a broad, flat chisel end, this tool is specifically designed for effortless leverage when dealing with large objects or materials
- The pick end is expertly engineered to break up and split concrete, as well as other hard or dense materials with ease



SPRING STEEL FLOOR SCRAPER

JCBFS02

- 450mm spring steel blade
- Tubular steel shaft for strength along with soft grip handle
- Manufactured with a spring steel blade designed for flexibility and strength
- Heavy duty tool used to remove dirt, aggregate, adhesive or stubborn residue from floors and walls



HEAVY DUTY FLOOR SCRAPER 450MM

JCBSC13

- 450mm spring steel blade
- Tubular steel shaft for strength along with soft grip handle
- Manufactured with a spring steel blade designed for flexibility and strength
- Heavy duty tool used to remove dirt, aggregate, adhesive or stubborn residue from floors and walls



ALL STEEL DUTCH HOE

JCBDUH01

- Tubular steel shaft for strength along with soft grip handle
- Carbon steel blade



SOLID FORGED BIG MUTT RIPPER

JCBSC14

- Tubular steel shaft for strength along with soft grip handle
- Suitable for a wide variety of tasks



HERITAGE GARDEN HOE

JCBH DUH01

- 150mm blade length
- Carbon steel blade

CONTRACTOR & LANDSCAPING TOOLS, MADE FOR HARD WORK



HERITAGE 12T GARDEN RAKE

JCBHGR01

- Heat treated tines which are designed to withstand the toughest use whilst maintaining their shape and flexibility
- Designed to withstand the toughest tasks
- 150mm blade length



SPRING LAWN RAKE

JCBHLR01

- Heat treated tines which are designed to withstand the toughest use whilst maintaining their shape and flexibility
- Designed to withstand the toughest tasks - the rakes 20 tines wrap around the rivets at the back of the plate to reduce the likelihood of them becoming detached during use
- Strong 48-inch ash shaft



CONTRACTOR & LANDSCAPING TOOLS, MADE FOR HARD WORK



CAMPING MULTITASK AXE

JCBAXE01

- 32cm axe
- 0.64kg / 1.41lb in weight
- Fibreglass / steel handle
- Protective carrying sheath



SPLITTING AXE

JCBAXE02

- 50cm axe
- 1.4kg / 3.08lb in weight
- Fibreglass / steel handle
- Protective carrying sheath



UNIVERSAL CHOPPING AXE

JCBAXE03

- 71cm axe
- 2kg / 4.4lb in weight
- Fibreglass / steel handle
- Protective carrying sheath



SPLITTING AXE PRO

JCBAXE04

- 71cm axe
- 2.4kg / 5.29lb in weight
- Fibreglass / steel handle
- Protective carrying sheath



SPLITTING AXE PRO XL

JCBAXE05

- 92cm axe
- 3kg / 6.61lb in weight
- Fibreglass / steel handle
- Protective carrying sheath



AUTOMOTIVE TOOLS.

CRAFTED WITH HIGH QUALITY MATERIALS TO COPE WITH THE DEMANDS OF CARRYING OUT MAINTENANCE AND REPAIR WORK.

1.5 TONNE ALUMINIUM JACK

JCB-TH31501



- 1.5 tonne maximum load capacity
- Maximum height 355mm, minimum height 80mm
- Double-piston, quick-lift feature
- Extra low-profile design
- Built-in safety valve protects against jack overloading

1.5 TONNE LONG JACK

JCB-TH32006



- Extra low-profile design
- Protection rubber pad
- Heavy-duty steel construction
- Hydraulic oil by-pass system protects ram from being over-extended
- Built-in safety valve protects against jack overloading

2.25 TONNE HYDRAULIC TROLLEY JACK

JCB-TH22504



- Extra long body
- Extra height for SUVs
- Heavy-duty steel construction
- Hydraulic oil by-pass system protects ram from being over-extended
- Built-in safety valve protects against jack overloading

2.5 TONNE ALUMINIUM TROLLEY JACK

JCB-TH32506S



- 2.5 tonne maximum load capacity
- Maximum height 525mm, minimum height 140mm
- Double-piston, quick-lift feature
- Extra low-profile design
- Protection rubber pad
- Large off-road wheels

2.5 TONNE TROLLEY JACK

JCB-TH32515



- Double-piston, quick-lift
- Extra low-profile design with rubber pad
- Heavy-duty steel construction provides stability and endurance
- Swivel rear wheels provide smooth maneuvering and positioning
- Built-in safety valve protects against jack over-loading
- Hydraulic oil by-pass system protects ram from being over-extended



3 TONNE TROLLEY JACK

JCB-TH33007

- Double-piston, quick-lift feature
- Protection rubber pad
- Heavy-duty steel construction
- Hydraulic oil by-pass system protects ram from being over-extended
- Built-in safety valve protects against jack overloading



3 TONNE TROLLEY JACK

JCB-TH33013

- Double-piston, quick-lift
- Extra low-profile design with rubber pad
- Heavy-duty steel construction provides stability and endurance
- Swivel rear wheels provide smooth maneuvering and positioning
- Built-in safety valve protects against jack over-loading
- Hydraulic oil by-pass system protects ram from being over-extended



3.5T QUICK-LIFT TROLLEY JACK

JCB-T83502

- 3.5 tonne capacity
- 37.2 kg (82.01 lbs) net weight
- Height min: 145mm (5.70")
- Height max: 500mm (19.68")



2.5T LOW-PROFILE TROLLEY JACK

JCB-TZ830018

- 2.5 tonne capacity
- 33 kg (72.75 lbs) net weight
- Height min: 87mm (3.42")
- Height max: 455mm (17.91")



3T DOUBLE-PUMP TROLLEY JACK

JCB-T83508D

- 3 tonne capacity
- 43.3 kg (95.46 lbs) net weight
- Height min: 98mm (3.85")
- Height max: 535mm (21.06")



3T GARAGE TROLLEY JACK

JCB-TZA830003

- 3 tonne capacity
- 43.3 kg (95.46 lbs) net weight
- Height min: 75mm (2.95")
- Height max: 508mm (20")



3.5T TROLLEY JACK

JCB-TZ84007

- 3.5 tonne capacity
- 43.1 kg (95.01 lbs) net weight
- Height min: 98mm (3.85")
- Height max: 508mm (20")





3T HEAVY-DUTY LONG TROLLEY JACK JCB-T830028

- 3 tonne capacity
- 51 kg (112.4 lbs) net weight
- Height min: 140mm (5.51")
- Height max: 525mm (20.67")
- Ram lift: 110mm (4.33")



6T JACK STAND SET JCB-TH56002A

- Height min: 405mm (15.95")
- Height max: 620mm (24.40")
- 24.0 kg (52.91 lbs) net weight



22T AIR TROLLEY JACK JCB-TQ22001

- 22 tonne capacity
- 45 kg (99.20 lbs) net weight
- Height min: 220mm (8.66")
- Height max: 435mm (17.12")
- Ram lift: 110mm (4.33")



10T JACK STAND SET JCB-T410001

- 10 tonne capacity
- 27.8 kg (61.28 lbs) net weight
- Height min: 455mm (17.91")
- Height max: 705mm (27.75")



35T AIR TROLLEY JACK JCB-TQ35001

- 35 tonne capacity
- 46 kg (101.41 lbs) net weight
- Height min: 250mm (9.84")
- Height max: 495mm (19.48")
- Ram lift: 130mm (5.11")



10T HEAVY-DUTY JACK STAND JCB-TZ100001

- 10 tonne capacity
- 19.5 kg (42.99 lbs) net weight
- Height min: 450mm (17.71")
- Height max: 698mm (27.48")



2 TONNE JACK STAND SET JCB-TH52002C

- Welded design for maximum strength & durability
- Safety pin double locking ratchet action
- Locking pawl with built-in counter weight to secure ratchet bar at designated heights
- Ratchet bar is constructed with ductile iron for increased strength and safety



10T HEAVY-DUTY JACK STAND JCB-TZ100002

- 10 tonne capacity
- 29.9 kg (65.91 lbs) net weight
- Height min: 655mm (25.78")
- Height max: 1087mm (42.79")



6 TONNE JACK STAND SET JCB-TH56002A

- Welded design for maximum strength & durability
- Safety pin double locking ratchet action
- Locking pawl with built-in counter weight to secure ratchet bar at designated heights
- Ratchet bar is constructed with ductile iron for increased strength and safety



15T HEAVY-DUTY JACK STAND JCB-TZ150001

- 15 tonne lifting capacity
- 23.5 kg (51.80 lbs) net weight
- Height min: 445mm (17.51")
- Height max: 631mm (24.84")



15T HEAVY-DUTY JACK STAND

JCB-TZ150002

- 15 tonne lifting capacity
- 35.4 kg (78.04 lbs) net weight
- Height min: 645mm (25.39")
- Height max: 1077mm (42.40")



20T HEAVY-DUTY JACK STAND

JCB-TZ200011

- 20 tonne lifting capacity
- 26.1 kg (57.54 lbs) net weight
- Height min: 410mm (16.14")
- Height max: 600mm (23.62")



20T HEAVY-DUTY JACK STAND

JCB-TZ200012

- 20 tonne lifting capacity
- 39.1 kg (86.20 lbs) net weight
- Height min: 665mm (26.18")
- Height max: 1090mm (42.91")



25T HEAVY-DUTY JACK STAND

JCB-TZ250001

- 25 tonne lifting capacity
- 24.4 kg (53.79 lbs) net weight
- Height min: 415mm (16.33")
- Height max: 539mm (21.22")



25T HEAVY-DUTY JACK STAND

JCB-TZ250002

- 25 tonne lifting capacity
- 38.5 kg (84.87 lbs) net weight
- Height min: 680mm (26.77")
- Height max: 968mm (38.11")



ROLLER CABINET & TOP TOOL CHEST

JCB-STACK-42

- Premium quality 19-drawer tool storage system
- High weight capacity
- Spacious top compartment
- Raise Release pull-out desk
- Mounted upon a mixture of fixed/swivel 5" x 2" casters



ROLLER CABINET WITH WORKTOP

JCB-RCBB-42

- Premium quality 11-drawer tool storage system
- High weight capacity
- 'Butchers block' hardwood worktop
- Mounted upon a mixture of fixed/swivel 5" x 2" caster



TOOL CABINET 84 INCH

JCB-01Y0109

- Durable steel construction
- 10 fully extendable drawers
- Solid wooden worktop
- Central locking system



2 TONNE HYDRAULIC CRANE

JCB-TH72004

- 2 Tonne Maximum Load Capacity
- Maximum Arm Lift - 260cm
- Adjustable Arm Length ranges from 109 - 164cm
- Heavy-gauge, welded construction with rugged square tubular steel
- Swivel castors for easy manoeuvring and positioning
- Unique folding design for convenient storage



1" AIR IMPACT WRENCH

JCB-RP7463

- Working torque: 2000Nm
- Square drive: 1"
- Speed: 6000rpm



1" AIR IMPACT WRENCH 4

JCB-BL-1050

- Working Torque: 4000Nm
- Square Drive: 1"
- Capacity bolt size: 2"(50mm)
- Free Speed: 2600rpm



1/2" AIR IMPACT WRENCH WITH SOCKET SET

JCB-RP9515 KIT

- Square drive: 1/2"
- Working torque: 1200Nm
- No load speed: 11000 rpm
- Working pressure: 90PSI (6.3 bar)
- Case includes 3 impact sockets (17,19,21mm)



1/2" AIR RATCHET WRENCH

JCB-RP7408

- Working torque: 68N.m
- Capacity bolt size: 13mm
- Free speed: 160rpm
- Overall length: 254mm



1/2" AIR IMPACT WRENCH

JCB-RP9510

- Working torque: 1450Nm
- No load speed: 7,000rpm
- Square drive: 1/2"
- Air inlet size: 1/4"
- Air hose: 8mm



3/8" AIR RATCHET WRENCH

JCB-RP7412

- Working torque: 68Nm
- Free speed : 160rpm
- Avg air consumption: 77l/Min
- Sug. air comp: 1HP



1/2" AIR IMPACT WRENCH KIT

JCB-RP9510 KIT

- Working torque: 1450Nm
- No load speed: 7,000rpm
- Square drive: 1/2"
- Air inlet size: 1/4"
- Air hose: 8mm
- Case including 3 impact sockets (17, 19, 21mm)



1/4" AIR RATCHET WRENCH

JCB-RP7414

- Working torque: 35.2Nm
- Square drive: 1/4"
- Bolt size: 5/16" (8mm)
- Free speed: 240rpm
- Sug. air comp: 1HP



3/4" AIR IMPACT WRENCH

JCB-RP7460

- Working torque: 1800Nm
- No load speed: 7,000rpm
- Square drive: 3/4"
- Air inlet size: 3/8"
- Air hose: 10mm
- 2 speed forward, 1 speed reverse



1/2" AIR IMPACT WRENCH

JCB-RP9515

- Square drive: 1/2"
- Max forwarder torque: 610N.m
- Max loosening torque: 1200N.m
- No load speed: 8500 rpm
- Working pressure: 90PSI (6.3 bar)



1" AIR IMPACT WRENCH

JCB-RP7495

- Square drive: 1"
- Capacity bolt size: 2"(50mm)
- Free speed RPM: 2800
- Working torque: 3480N.m
- Air inlet(NPT): 1/2"
- Air hose(ID): 5/8"



12T AIR BOTTLE JACK

JCB-TQ12007

- 12 tonne lifting capacity
- 12 kg (26.45 lbs) net weight



5T HEAVY-DUTY BOTTLE JACK

JCB-TH905001

- 5 tonne lifting capacity
- 4.89 kg (10.78 lbs) net weight



20T AIR BOTTLE JACK

JCB-TQ20007

- 20 tonne lifting capacity
- 17 kg (26.45 lbs) net weight



8T HEAVY-DUTY BOTTLE JACK

JCB-TH908001

- 8 tonne lifting capacity
- 7.37 kg (16.24 lbs) net weight



30T AIR BOTTLE JACK

JCB-TQ30007

- 30 tonne lifting capacity
- 22 kg (48.50 lbs) net weight



10T HEAVY-DUTY BOTTLE JACK

JCB-TH910001

- 10 tonne lifting capacity
- 7.56 kg (16.66 lbs) net weight



2T HEAVY-DUTY BOTTLE JACK

JCB-TH902001

- 2 tonne lifting capacity
- 3.79 kg (8.35 lbs) net weight



15T HEAVY-DUTY BOTTLE JACK

JCB-TH915001

- 15 tonne lifting capacity
- 9.87 kg (21.75 lbs) net weight



3.5T HEAVY-DUTY BOTTLE JACK

JCB-TH903501

- 3.5 tonne lifting capacity
- 3.79 kg (8.35 lbs) net weight



20T HEAVY-DUTY BOTTLE JACK

JCB-TH920001

- 20 tonne lifting capacity
- 13.07 kg (28.81 lbs) net weight



30T HEAVY-DUTY BOTTLE JACK JCB-TH930001

- 30 tonne lifting capacity
- 15.77 kg (34.76 lbs) net weight



36" 2 IN 1 CREEPER JCB-11412

- Equipped with soft, padded surfaces that provide comfort even when lying under vehicles for long periods of time
- The wheels are durable and provide stability and easy maneuverability



75T TRUCK KING-PIN PRESS & HAND PUMP JCB-R1339

- 75 tonne truck king-pin press with hand pump
- 430mm ground clearance



9" POSITIONING JACK JCB-TX9009

- 680 kg capacity
- 17 kg (37.47 lbs) net weight



450KG ENGINE STAND JCB-T24541

- Net weight: 21 kg (46.29 lbs)
- Gross weight: 22.3 kg (49.16 lbs)
- Product size: 925x780x850mm (36.41"x30.70"x33.46")



12" POSITIONING JACK JCB-TX9012

- 680 kg capacity
- 18 kg (39.68 lbs) net weight



560KG ENGINE STAND JCB-T25671

- Net weight: 27.5 kg (60.62 lbs)
- Gross weight: 29.2 kg (64.37 lbs)
- Product size: 995x705x960mm (39.17"x27.75"x37.79")



12" POSITIONING JACK & ALUMINIUM ROLLER JCB-TX9012L

- 680 kg capacity
- 18.5 kg (40.78 lbs) net weight



680KG ENGINE STAND JCB-T26801

- Net weight: 33.5 kg (73.85 lbs)
- Gross weight: 35.3 kg (77.82 lbs)
- Product size: 870x820x860mm (34.25"x32.28"x33.85")



DUAL WHEEL DOLLY JCB-TX12002S

- 1.5T load capacity
- Max height: 750 mm
- Min/Max of the mounted wheel: Diameter 1000 – 1800mm, width: 160 – 810mm



6-LITRE AIR COMPRESSOR

21-AC6

- Oil free for safe and easy transportation
- Air pressure gauges
- Provides 8 Bar (116 psi) working pressure
- Overload protection



50L OIL FREE SILENT COMPRESSOR

JCB-COMOF-50L

- Wheel mounted with puncture proof (solid) tyres, ideal for manoeuvring on tough terrain
- Fitted with pressure regulator valve for controlled air pressure
- Provides 7 Bar (100 psi) working pressure
- 50L capacity with powerful 10.6CFM air flow
- Oil free for safe and easy transportation



24-LITRE AIR COMPRESSOR

21-AC24

- Wheel mounted with puncture proof (solid) tyres, ideal for manoeuvring on tough terrain
- Fitted with pressure regulator valve for controlled air pressure
- Provides 8 Bar (116 psi) working pressure
- 24L capacity with powerful 257L/min air displacement



100L OIL FREE SILENT COMPRESSOR

JCB-COMOF-100L

- Wheel mounted with puncture proof (solid) tyres, ideal for manoeuvring on tough terrain
- Fitted with pressure regulator valve for controlled air pressure
- Provides 10 Bar (100 psi) working pressure
- 50L capacity with powerful 14CFM air flow
- Oil free for safe and easy transportation



50-LITRE AIR COMPRESSOR

21-AC50

- Wheel mounted with puncture proof (solid) tyres, ideal for manoeuvring on tough terrain
- Fitted with pressure regulator valve for controlled air pressure
- Provides 8 Bar (116 psi) working pressure
- 50L capacity with powerful 257L/min air displacement



100L BELT DRIVE COMPRESSOR

JCB-COMBD-100L

- Wheel mounted with puncture proof (solid) tyres, ideal for manoeuvring on tough terrain
- Fitted with pressure regulator valve for controlled air pressure
- Provides 10 Bar (145 psi) working pressure
- 100L capacity with powerful 14CFM air flow
- Carry handle



8L OIL FREE SILENT COMPRESSOR

JCB-COMOF-8L

- Oil free for safe and easy transportation
- Air pressure gauges
- Provides 7 Bar (100 psi) working pressure
- 8L capacity with powerful 4.2CFM air flow
- Carry handle
- Euro quick release connection



150L BELT DRIVE COMPRESSOR

JCB-COMBD-150L

- Fitted with pressure regulator valve for controlled air pressure
- Provides 10 Bar (145 psi) working pressure
- 150L capacity with powerful 14CFM air flow
- Euro quick release connection



24L OIL FREE SILENT COMPRESSOR

JCB-COMOF-24L

- Wheel mounted with puncture proof (solid) tyres, ideal for manoeuvring on tough terrain
- Fitted with pressure regulator valve for controlled air pressure
- Provides 7 Bar (100 psi) working pressure
- 24L capacity with powerful 5.28CFM air flow
- Euro quick release connection



200L BELT DRIVE COMPRESSOR

JCB-COMBD-200L

- Fitted with pressure regulator valve for controlled air pressure
- Provides 10 Bar (145 psi) working pressure
- 200L capacity with powerful 14CFM air flow
- Euro quick release connection



21 PIECE IMPACT SOCKET SET JCB-6213-5MPB

- A professional-grade impact tool set for various automotive, industrial and construction tasks
- With a 3/4" square drive and a range of impact sockets, a ratchet, breaker bars, and extensions. wrenches



21 PIECE IMPACT SOCKET SET JCB-6213-9MPB

- Includes impact sockets, ratchets, breaker bars, and extensions. The impact sockets are designed for high torque impact tightening and loosening of fastenings in automotive repairs, construction, industrial processes, and more
- The breaker bar or an impact wrench can used with the sockets for tightening and loosening within various mechanisms involving fastenings



IMPACT TOOL AND SOCKET SET JCB-68262-5MPB

- A comprehensive 3/4" and 1" square drive impact socket tool set that includes impact sockets, ratchets, breaker bars, and extensions
- They are made from high-quality chromium-molybdenum steel (Cr-MO), which ensures strength and durability



26 PIECE IMPACT SOCKET SET JCB-68262-9MPB

- A comprehensive 26-piece tool kit featuring impact sockets, a ratchet, extension bars, and a handle. Ideal for automotive repairs, construction, and industrial applications
- The impact sockets are built to handle high torque for both tightening and loosening various components, while the extension bars and handle enhance versatility and ease of use



26 PIECE PRESS AND PULL SLEEVE KIT JCB-933T1

- A comprehensive set of tools for replacing silent blocks, bushings and bearings
- This universal fitting set allows you to remove and mount bushings, bearings and silent blocks. It is intended for work with shafts and threaded connections: M10, 12, 14 and 16, as well as a variety of sizes of cylindrical and conical rubber bushings



27 PIECE TOOL KIT JCB-933T2

- This 27 piece silent block, bush, and bearing puller/removal tool kit is a versatile and comprehensive set designed for replacing silent blocks, bushes, and bearings
- It is suitable for work with shafts and threaded connections: M10, M12, M14, M16, and M18, as well as a wide range of cylindrical and conical rubber bushings



28 PIECE TOOL KIT JCB-933T3

- This 28 piece silent block, bush, and bearing puller/removal tool kit is a versatile and comprehensive set designed for replacing silent blocks, bushes, and bearings
- It is suitable for work with shafts and threaded connections: M10, M12, M14, M16, and M18, as well as a wide range of cylindrical and conical rubber bushings



94 PIECE SOCKET AND BIT SET JCB-4941-5

- Constructed with high-strength chrome vanadium steel
- Protected by a blow mold carry case for easy organisation and storage
- An extensive toolset featuring a wide array of sockets, bits, wrenches, and accessories for various mechanical and maintenance purposes



94 PIECE SOCKET AND BIT SET JCB-4941-5

- An extensive toolset featuring a wide array of sockets, bits, wrenches, and accessories for various mechanical and maintenance purposes
- Constructed with high-strength Chrome Vanadium Steel



94 PIECE SOCKET AND BIT SET JCB-4941-5DS

- A comprehensive 1/4" and 3/8" socket and bit set for repair and maintenance tasks, from automotive servicing to construction projects
- Made of heavy-duty chrome-vanadium steel, the set includes sockets, bits, ratchets, extensions, and other essential tools



108 PIECE SOCKET AND BIT SET JCB-41082-5

- A wide array of sockets, bits, wrenches, and accessories for various mechanical and maintenance purposes
- Constructed with high-strength Chrome Vanadium Steel



108 PIECE SOCKET AND BIT SET JCB-41082-5DS

- A versatile tool set, featuring an essential collection of sockets, bits, and accessories for various mechanical, maintenance, and automotive repair applications
- Built from durable Chrome Vanadium Steel



216 PIECE SOCKET AND BIT SET JCB-38841

- An extensive toolset featuring a wide array of sockets, bits, wrenches, and accessories for various mechanical and maintenance purposes
- Constructed with high-strength chrome vanadium steel
- Protected by a blow mold carry case for easy organisation and storage



218 PIECE SOCKET AND TOOL SET JCB-42182-5

- A wide array of sockets, bits, wrenches, and accessories for various heavy-duty mechanical and maintenance purposes.
- Manufactured from high-strength Chrome Vanadium Steel.



4T PORTABLE BODY REPAIR KIT JCB-T70401S

- Complete kit contains a variety of bodywork, frame repair and components for lifting, pushing, pulling, bending, smoothing and spreading
- Ideal for your workshop or garage and has a load capacity of 4 tonne; includes 20", 16", 9", 6" and 4" extension tubes with snap lock for quick, easy installation



10T PORTABLE BODY REPAIR KIT JCB-T71002L

- 10 tonne capacity
- 380mm cylinder min height
- 150mm cylinder lifting height



MECHANICAL TORQUE WRENCH

- Made from high-quality chrome-vanadium steel (Cr-V) for enhanced resistance to damage and corrosion
- Offers precise torque settings
- Comes with a sturdy case for safe and organised transport and storage

JCB-6472285	1/4" DR. 1-25N/M
JCB-6473295	3/8" DR. 5-25N/M
JCB-6473380	3/8" DR. 10-60N/M
JCB-6473390	3/8" DR. 20-120N/M
JCB-6474515	1/2" DR. 10-60N/M
JCB-6474525	1/2" DR. 20-120N/M
JCB-6474535	1/2" DR. 40-220N/M
JCB-6474660	1/2" DR. 60-330N/M
JCB-64761095	3/4" DR. 100-600N/M
JCB-64761240	3/4" DR. 200-800N/M
JCB-64781700	1" DR. 480-1500N/M

PORTABLE POWER, MADE FOR HARD WORK

224CC PETROL GENERATOR

JCB-G3600P



- Powered by a 224cc 7.5hp JCB petrol engine
- Max output of 3.6kW / 4.5kVA
- Automatic Voltage Regulator (AVR)
- 230V / 16A socket, 115V / 16A socket and 12V DC 8.3A auxiliary power outlet
- Heavy-duty recoil pull start

457CC PETROL GENERATOR

JCB-G8000PE



- Powered by a 457cc 15hp JCB petrol engine
- Max output of 7.9kW / 9.8kVA
- Automatic Voltage Regulator (AVR)
- 230V / 32A socket, 2 x 115V / 16A sockets and 12V DC 8.3A auxiliary power outlet
- Heavy-duty recoil pull start and electric start

224CC PETROL ENGINE

JCB-E225P



- 224cc horizontal 19.05mm / 3/4" shaft petrol engine
- Easy recoil pull start with heavy-duty braid
- Large 3.5L fuel tank
- Use in most pressure washers, water pumps, tillers, compactor plates, wood chippers and more
- 4-stroke Euro V engine

457CC PETROL ENGINE

JCB-E460P



- 457cc horizontal 25.4mm / 1" shaft petrol engine
- Easy recoil pull start with heavy-duty braid
- Large 6.5L fuel tank
- Use in most pressure washers, water pumps, tillers, compactor plates, wood chippers and more
- 4-stroke Euro V engine

457CC PETROL REPLACEMENT ENGINE

JCB-E460PE



- 457cc horizontal 25.4mm / 1" shaft petrol engine
- Easy electric start with back-up recoil pull start with heavy-duty braid
- Large 6.5L fuel tank
- Use in most pressure washers, water pumps, tillers, compactor plates, wood chippers and more
- 4-stroke Euro V engine

PORTABLE POWER PRODUCTS.

BUILT TO LAST AND MADE FOR HARD WORK.



3100PSI PRESSURE WASHER JCB-PW7532P

- Powered by a 224cc 7.5hp JCB petrol engine
- Max pressure of 3100psi and flow rate of 10.7L/min
- Commercial-grade AR triplex pump
- 12m hose
- Four quick connect nozzles included (0°, 15°, 25°, 40°)
- Mains, gravity or suction-fed



4000PSI PRESSURE WASHER JCB-PW15040P

- Powered by a 457cc 15hp JCB petrol engine
- Max pressure of 4000psi and flow rate of 15L/min
- Commercial-grade AR triplex pump
- Five quick connect nozzles included (0°, 15°, 25°, 40°, detergent spray nozzle)
- Mains, gravity or suction-fed



50MM/224CC WATER PUMP JCB-WP50

- Powered by a 224cc 7.5hp JCB petrol engine
- 2" / 50mm inlet and outlet
- Total head of 32m and suction head of 7m
- Max flow rate of 466L/min
- Easy recoil pull-start
- Self-Priming



80MM/224CC WATER PUMP JCB-WP80

- Powered by a 224cc 7.5hp JCB petrol engine
- 3" / 80mm inlet and outlet
- Total head of 28m and suction head of 7m
- Max flow rate of 966L/min
- Easy recoil pull-start
- Self-Priming



80MM/224CC TRASH WATER PUMP JCB-WP80T

- Powered by a 224cc 7.5hp JCB petrol engine
- 3" / 80mm inlet and outlet
- Total head of 25m and suction head of 7m
- Max flow rate of 1000L/min
- Easy recoil pull-start
- Self-Priming



224CC 100MM WOOD CHIPPER JCB-CH75100P

- Powered by a 224cc 7.5hp JCB petrol engine
- 100mm chipping capacity
- 360° rotating chute
- Built-in off road tow bar
- 368mm diameter pneumatic wheels
- Easy recoil start



457CC 120MM WOOD CHIPPER JCB-CH150120PE

- Powered by a 457cc 15hp JCB petrol engine
- 120mm chipping capacity
- 360° rotating chute
- Built-in off road tow bar
- 400mm diameter pneumatic wheels
- Electric start for rapid ignition



20KW SPACE HEATER JCB-SH70D

- 20KW / 68,243 BTU heat output
- Up to 496m³ heating coverage
- Adjustable heat settings with built-in thermostat
- Includes a fitted flame cone
- 19 Litre fuel tank
- Diesel or kerosene fuel



40KW SPACE HEATER JCB-SH140D

- 37KW / 126,250 BTU heat output
- Up to 800m³ heating coverage
- Adjustable heat settings with built-in thermostat
- Includes a fitted flame cone
- 38 Litre fuel tank
- Diesel or kerosene fuel



63KW SPACE HEATER JCB-SH215D

- 63KW / 215,000 BTU heat output
- Up to 1300m³ heating coverage
- Adjustable heat settings with built-in thermostat
- Includes a fitted flame cone
- 50 Litre fuel tank
- Diesel or kerosene fuel



10 LITRE JERRY CAN

JCBJCAN10

- Versatile and secure storage
- Combating corrosion, preserving quality
- Size: 300 x 145 x 410mm
- Integrated carry handle
- 10 litre capacity



20 LITRE JERRY CAN

JCBJCAN20

- Versatile and secure storage
- Combating corrosion, preserving quality
- Size: 360 x 150 x 470mm
- Integrated carry handle
- 20 litre capacity



JERRY CAN SPOUT

JCBSP020

- Durable metal spout
- Designed to perfectly complement JCB Tools' 10L and 20L fuel cans
- 25cm length
- Glug-free pouring



www.jcb-tools.com

Product codes and technical specification may change without prior notice. Engine hp is provided for comparative purposes only. © Copyright Genpower Ltd (JCB Tools UK). Published September 2024. Information contained in this brochure is correct at the time of publication. E&OE. Disclaimer: All information, product images, sizes and specifications are subject to change to continuous product development and can change without prior notice.